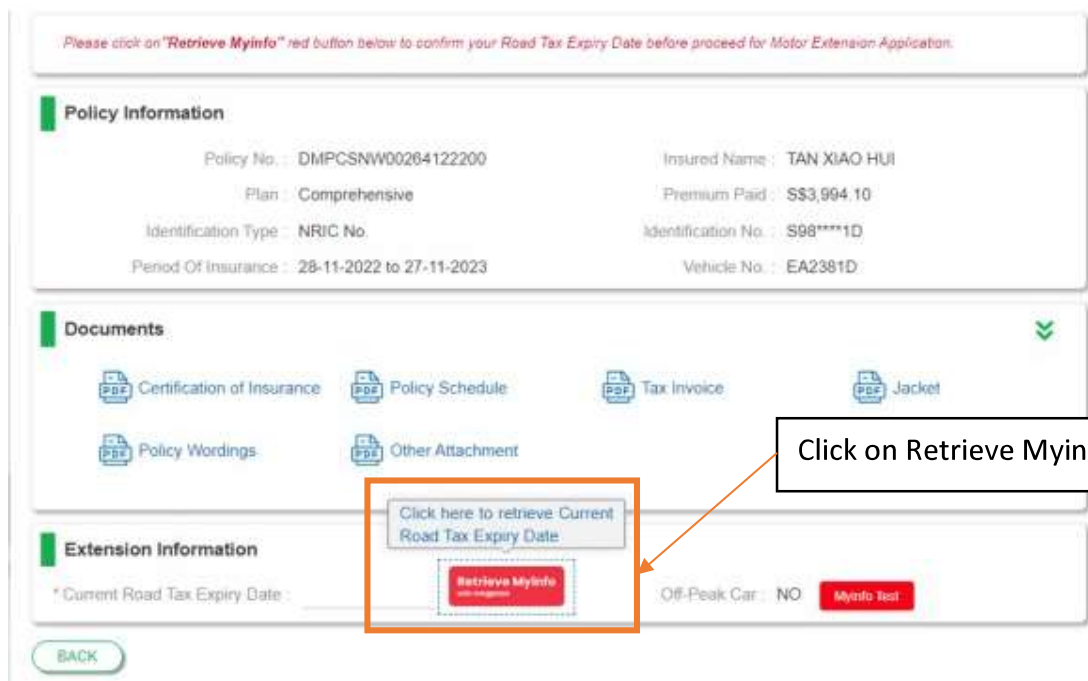


myHub Motor Insurance Extension Guide

- To submit Motor Insurance Extension, login to your myHub account and you will see the EXTENSION button under Policies Overview.
- Click on EXTENSION button.

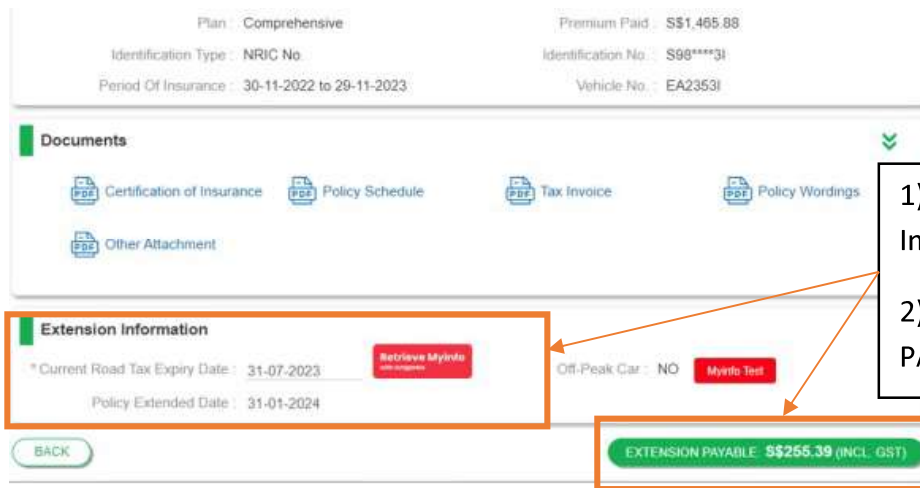


- Click on Retrieve Myinfo to confirm road tax expiry before proceeding with the extension.

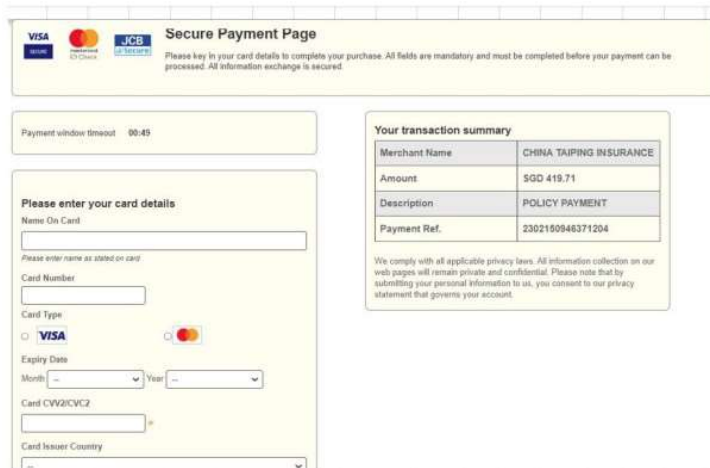


- Policy Extended Date will reflect the date 6 months after the current road tax expiry and present premium for the extension request.

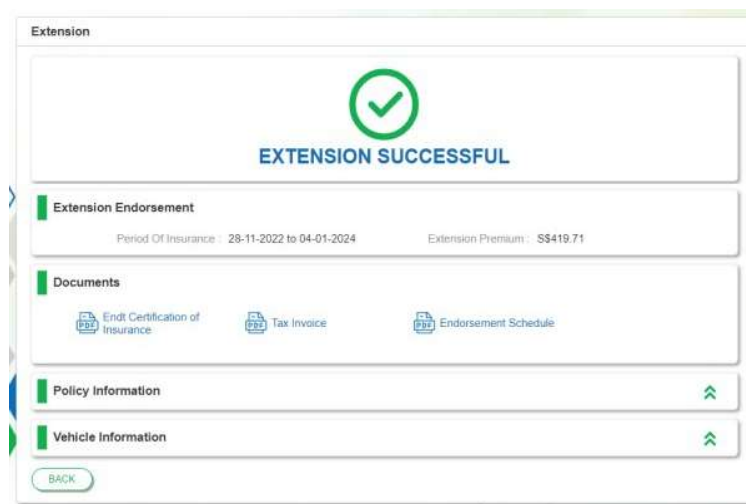
☐ Click on EXTENSION PAYABLE Amount.



- A payment link will be sent to the insured.






- The system will update once the application is successful.



- Endorsement documents will be uploaded to MyHub upon successful processing.

Policy Information	
Policy No. : DMPCSNW00264092200	Insured Name : SONG CHIN YONG
Plan : Comprehensive	Premium Paid : S\$1,721.27
Identification Type : NRIC No.	Identification No. : S98****3I
Period Of Insurance : 30-11-2022 to 31-01-2024	Policy Status : Inforce

Vehicle Information	
Registration No. : EA2353I	Make/Model : Mazda 121 Demio 1.3
Engine No. : 12345	Chassis No. : 12345
Excess : S\$500.00(Named Drivers Ex Sect. I)	

Documents		
 Endt Certification of Insurance	 Tax Invoice	 Endorsement Schedule

- The insured will receive the following message if the extension requests fall under the following scenarios:
 - i. Change Premium Due is lesser than \$25 (before GST).
 - ii. Claims in the Past 1 year.
 - iii. The current policy expiry date is before road tax expiry.
 - iv. Non-off-peak – Extension is not allowed for more than 6 months.

